



OMTA Theory Test Study Guidelines

Revised 2023

The theory guidelines serve as a study guide for students preparing for the District Achievement Audition Theory Test. Using the information from each level's guidelines, teachers can determine the appropriate test level for students new to the OMTA Theory Test process.

General Information

- The theory tests are administered by teachers starting February 15.
- E-Achievement students' tests are due by March 15.
- In-person students' tests are due to the teacher's District Chair by April 1.
- Students in grades K-12 may take a theory test whether entered in the Solo, Merit, or Theory-Only Divisions. Students registered for the Merit Division must complete a theory test as part of that division's requirement.
- It is recommended that students possess adequate reading skills before taking the level one theory test. If necessary, a teacher may read the exam to the student.
- Theory tests include two sections, written and aural.
- Teachers are encouraged to use and share the theory guidelines with each student.
- Beginning with level two, students should study information from the previous level(s) and the current level.
- Previous years' theory tests are on the OMTA website. These tests are a great resource to use with students as practice tests for both the written and aural sections.
- It is the teacher's responsibility to make sure the student knows any sign or symbol associated with the concepts presented on each theory level.

For more information, entry procedures, and awards, please visit the OMTA [Theory webpage](#).

OMTA Piano Theory Overview




Level	Major/minor Key Signatures and Triads/Chords	Scale Degrees and Roman Numerals	Major/minor Scales All minor forms: natural, harmonic, melodic	Intervals	Time Signatures	Note and Rest Values
1				step (2 nd) skip (3 rd)	$\frac{4}{4}$ $\frac{3}{4}$ $\frac{2}{4}$	Whole note Half note Quarter note
2						Dotted half note
3	C Major G Major F Major Root position triads/chords					Two eighth notes beamed Whole rest Half rest Quarter rest
4			C Major G Major F Major	2 nd 3 rd 4 th		Dotted quarter note Single eighth note Eighth rest
5	C Major a minor G Major e minor F Major d minor Root position triads/chords		C Major a minor G Major e minor F Major d minor	Major 2 nd minor 2 nd Major 3 rd minor 3 rd 5 th		Four sixteenth notes beamed
6	D Major b minor B \flat Major g minor Root position triads/chords	Major Tonic I Major Subdominant IV Major Dominant V minor tonic i minor subdominant iv	D Major b minor B \flat Major g minor	6 th 7 th		Eighth-note triplet Two sixteenth notes beamed
7	A Major f \sharp minor E \flat Major c minor Root position triads/chords		A Major f \sharp minor E \flat Major c minor	Perfect 4 th Perfect 5 th Major 6 th minor 6 th	$\frac{6}{8}$	Dotted quarter rest Single sixteenth note Sixteenth rest
8	E Major c \sharp minor A \flat Major f minor Root position triads/chords	Dominant Seventh V7	E Major c \sharp minor A \flat Major f minor	Major 7 th minor 7 th	$\frac{9}{8}$	Dotted eighth note Dotted sixteenth note Dotted Eighth rest Dotted sixteenth rest Dotted half rest
9	B Major g \sharp minor D \flat Major b \flat minor All chord positions		B Major g \sharp minor D \flat Major b \flat minor Chromatic scale	All Augmented intervals Tritone	$\frac{3}{32}$	Thirty-second note Thirty-second rest

Level	Major/minor Key Signatures and Triads/Chords	Scale Degrees and Roman Numerals	Major/minor Scales All minor forms: natural, harmonic, melodic	Intervals	Time Signatures	Note and Rest Values
10	F# Major d# minor Gb Major eb minor All chord positions	minor supertonic ii minor mediant iii minor submediant vi diminished leading tone vii°	F# Major d# minor Gb Major eb minor		12 8	Quarter-note triplet
11	C# Major a# minor Cb Major ab minor All chord positions	diminished supertonic ii° Augmented Mediant III+ Major Submediant VI	C# Major a# minor Cb Major ab minor	All diminished intervals	2 2	Double-dotted quarter note Double-dotted quarter rest
12					3 3	Double-dotted half note Double-dotted eighth note Double-dotted half rest Double-dotted eighth rest
13	Transposition		Parallel keys Modes Major pentatonic scale Whole tone scale		Meter types: Asymmetrical Simple meter Compound	

OMTA Theory Piano Level 1 Written and Aural Guidelines

➔ Students should be able to identify, label, draw or define any of the following and their associated symbols.

Written Guidelines

- Any note on the staff from fourth-line bass clef to second-line treble clef
- Any white key on the keyboard
- Whole note , half note , and quarter note 
- Step (2nd) and skip (3rd)
- The meaning of the time signatures: $\frac{4}{4}$ $\frac{3}{4}$ $\frac{2}{4}$

Note-Naming Range



Terms and Definitions

Bar line – a line dividing the staff into measures

Double bar line – two bar lines close together meaning the end of a piece of music

Measure – the space between two bar lines

Staff – five lines and four spaces

Forte, *f* – loud

Piano, *p* – soft

Legato – to play smoothly, connected

Slur – a curved line over or under notes which means to play legato

Staccato – a dot placed above or below a notehead telling us to play separated or disconnected

Repeat sign – two bar lines close together with two dots meaning to “play again”


Dynamics – how loudly or softly to play music

Time signature – two numbers, one placed on top of the other, at the beginning of a piece of music. The top number tells how many beats are in each measure. The bottom number tells what type of note receives the beat.

Music alphabet – ABCDEFG

Step – from a line to a space or a space to a line on the staff

Skip – from a line to a line or a space to a space on the staff

Treble clef  – also known as G clef; most music written above Middle C is notated in this clef (high)

Bass clef  – also known as F clef; most music written below Middle C is notated in this clef (low)

Aural Skills Guidelines

Music examples will be played in which students may be asked to recognize the following:


- A tone sounding high or low in pitch
- A tone sounding forte or piano
- Two tones sounding the same or different
- Two tones in which the second tone is played higher or lower than the first tone
- Four tones played going up or going down
- A melody played legato or staccato

OMTA Theory Piano Level 2 Written and Aural Guidelines




Students should be able to identify, label, draw or define any of the following and their associated symbols. **Beginning with level two, students should study information from the previous level(s) and the current level.**

Written Guidelines

- Any note of the treble or bass staff
- Dotted half note 

Note-Naming Range



Terms and Definitions

Mezzo forte, *mf* – medium or moderately loud

Mezzo piano, *mp* – medium or moderately soft

Flat \flat – lowers a note one half step

Sharp \sharp – raises a note one half step

Interval – the distance between two notes

Whole step – equal to two half steps, can be represented as “W”

Half step – the closest distance between two notes, can be represented as “H”

Tempo – the speed of a music composition

Ritardando, ritard, rit. – to play gradually slower

Aural Skills Guidelines

Music examples will be played in which students may be asked to recognize the following:





- A tone sounding high or low in pitch
- A tone sounding forte or piano
- Two tones sounding the same or different
- Two tones in which the second tone is played higher or lower than the first tone
- Two tones in which the second tone is played louder or softer than the first tone
- Four tones played going up or going down
- A melody played legato or staccato

OMTA Theory Piano Level 3 Written and Aural Guidelines



Students should be able to identify, label, draw or define any of the following and their associated symbols. **Students should study information from the previous levels and the current level.**

Written Guidelines

- Two eighth notes beamed , whole rest , half rest , and quarter rest 
- Key signatures for C Major, G Major, and F Major
- Root position triads/chords in C Major, G Major, and F Major
- Intervals of a 2nd and 3rd (no distinction between Major or minor)
- Recognize the Major scale pattern: WWHWWWH

Terms and Definitions

8va – when written above notes, it means to play the notes one octave higher. When written below notes, it means to play the notes one octave lower.

Loco – in the written octave

Octave – an interval of eight notes

Accidental – a sharp, flat, or natural sign used in front of a note to change the note for one measure

Harmonic interval – the distance between two notes which are played together, creating “harmony”

Melodic interval – the distance between two notes which are played separately, creating a “melody”

Natural – cancels a sharp or a flat


Triad – chord of three tones, consisting of a root, 3rd, and 5th above the root


Chord – three or more tones sounding together

Root – the note in any chord that gives the chord its name

Key signature – sharps or flats in a specific order and pattern after a clef sign

Crescendo, *cresc.*  – to play gradually louder

Diminuendo, *dim.*  – to play gradually softer

Fermata  – to hold a note or rest for extra value

Aural Skills Guidelines

Music examples will be played in which students may be asked to recognize the following:





- A tone sounding high or low in pitch
- A tone or melody sounding forte or piano
- Two tones played as a 2nd or 3rd (quality will be Major)
- Two tones sounding the same or different
- Two tones in which the second tone is played higher or lower than the first tone
- A melody played legato or staccato
- A melody growing gradually louder or gradually softer

OMTA Theory Piano Level 4 Written and Aural Guidelines



Students should be able to identify, label, draw or define any of the following and their associated symbols. **Students should study information from the previous levels and the current level.**

Written Guidelines

- Dotted quarter note , single eighth note , and eighth rest 
- C Major, G Major, F Major scales
- Write the Major scale pattern of whole steps and half steps: WWHWWWH
- Know the correct placement of sharps, flats, and naturals (before the note  and after the letter name Ab)
- Intervals of a 2nd, 3rd, and 4th (no distinction between Major or minor)

Terms and Definitions

Accent > – a note that is played louder than the notes around it

Allegro – a quick, fast tempo

Moderato – a medium or moderate tempo, faster than Andante

Andante – a walking tempo

Contrary motion – music moving in opposite directions

Parallel motion – music moving in the same direction

D.C. al Fine – return to the beginning and play to Fine

Fine – the end

Tie – two notes of the same pitch that are joined together by a curved line; to hold the note for the combined value of both notes

Aural Skills Guidelines

Music examples will be played in which students may be asked to recognize the following:


- A tone sounding high or low in pitch
- A tone or melody sounding forte or piano
- Two tones played as a 2nd or 3rd (quality will be Major)
- Two tones sounding the same or different
- Two tones in which the second tone is played higher or lower than the first tone
- Two tones in which the second tone is played louder or softer than the first tone
- A melody played legato or staccato
- A melody growing gradually louder or gradually softer

OMTA Theory Piano Level 5 Written and Aural Guidelines



Students should be able to identify, label, draw or define any of the following and their associated symbols. **Students should study information from the previous levels and the current level.**

Written Guidelines

- 1st and 2nd ledger line and space notes above and below the treble staff and bass staff
- Four sixteenth notes beamed 
- Key signatures, root position triads, and scales (all three forms of minor) for:
 - C Major and a minor
 - G Major and e minor
 - F Major and d minor
- Intervals of a Major 2nd, minor 2nd, Major 3rd, minor 3rd, 4th, and 5th
- Using notes and rests studied so far, complete examples of notation in: $\frac{4}{4}$ $\frac{3}{4}$ $\frac{2}{4}$

Terms and Definitions

A tempo – return to the original tempo after a ritardando or accelerando

Accelerando, *accel.* – to play gradually faster

Allegretto – a tempo slower than Allegro and faster than Moderato

Coda – a section or passage added to the end of a music composition

D.S. – Dal Segno, from the sign

D.S. al Fine – return to the sign and play to Fine

Fortissimo, *ff* – very loud

Pianissimo, *pp* – very soft

Relative Major and minor keys – two keys that share the same key signature

Scale degree – name and/or number given to each note of the scale

Natural minor scale – scale beginning on the 6th scale degree of the relative Major key

Harmonic minor scale – a natural minor scale with a raised 7th scale degree, ascending and descending

Melodic minor scale – a natural minor scale with raised 6th and 7th scale degrees ascending and lowered descending

Ledger (leger) lines – lines added above or below the staff to extend the staff

Major triad – triad with four half steps between notes in the lower third and three half steps between the notes in the upper third

Minor triad – triad with three half steps between notes in the lower third and four half steps between notes in the upper third

Aural Skills Guidelines

Music examples will be played in which students may be asked to recognize, complete, or place the following:



- Recognize harmonic and melodic intervals: 2nd, 3rd, 4th, and 5th (quality will be Major or Perfect)
- Identify tempos from current and previous levels
- Determine if a melody contains a crescendo or diminuendo
- Determine if a melody contains an accelerando or ritardando
- Identify the sound of a Major scale played in parallel or contrary motion
- Identify a correct melodic or rhythmic pattern
- Place a fermata or an accent over or under a note in a melodic line
- Add notes and accidentals as needed in the keys of C Major, G Major, and F Major
- Add quarter notes, single eighth notes, or two eighth notes beamed to a stepwise melodic line in a Major key
- Add quarter notes, half notes, single eighth notes, or two eighth notes beamed to a rhythmic pattern in time signatures from the current or previous levels

OMTA Theory Piano Level 6 Written and Aural Guidelines



Students should be able to identify, label, draw or define any of the following and their associated symbols. **Students should study information from the previous levels and the current level.**

Written Guidelines

- Enharmonic spelling of notes
- Eighth-note triplet  and two sixteenth notes beamed 
- Key signatures, root position triads, and scales for:
 - D Major and b minor
 - B-flat Major and g minor
- Intervals of a 6th and 7th (no distinction between Major and minor)

Terms and Definitions

Adagio – a slow tempo, slower than Andante

Con – with

Con spirito – with spirit

Dolce – sweetly

Tonic – scale degree one

Subdominant – scale degree four

Dominant – scale degree five

Roman numerals – used to represent chords in music; upper case = Major, lower case = minor

Tonic triad, I – Major triad built on scale degree one

Tonic triad, i – minor triad built on scale degree one

Subdominant triad, IV – Major triad built on scale degree four

Subdominant triad, iv – minor triad built on scale degree four

Dominant triad, V – Major triad built on scale degree five

Enharmonic – notes spelled differently but sound the same

Giocoso – joyful or playful

Marcato – marked, emphasized

Poco a poco – little by little

Eighth-note triplet – three eighth notes played in the same time of one quarter note

Aural Skills Guidelines

Music examples will be played in which students may be asked to recognize, complete, or place the following:

- Recognize harmonic and melodic intervals: 2nd, 3rd, 4th, and 5th (quality will be Major or Perfect)
- Identify tempos from current and previous levels
- Determine if a melody contains a crescendo or diminuendo
- Determine if a melody contains an accelerando or ritardando
- Identify the sound of a Major scale played in parallel or contrary motion
- Identify a correct melodic or rhythmic pattern
- Place a fermata or an accent over or under a note in a melodic line
- Add notes and accidentals as needed in the keys of C Major, G Major, and F Major
- Add quarter notes, single eighth notes, or two eighth notes beamed to a stepwise melodic line in a Major key
- Add quarter notes, half notes, single eighth notes, or two eighth notes beamed to a rhythmic pattern in time signatures from the current or previous levels

OMTA Theory Piano Level 7 Written and Aural Guidelines



Students should be able to identify, label, draw or define any of the following and their associated symbols. **Students should study information from the previous levels and the current level.**

Written Guidelines

- 3rd and 4th ledger line and space notes above and below the treble staff and bass staff
- Dotted quarter rest $\text{♩}.$, single sixteenth note ♩ , and sixteenth rest ♯
- Key signatures, root position triads, and scales for:
 - A Major and f-sharp minor
 - E-flat Major and c minor
- Intervals of a Perfect 4th, Perfect 5th, Major 6th, and minor 6th
- Use notes and rests to complete examples of notation in **6**
8

Terms and Definitions

Allargando, *allarg.* – broadening or slowing

Cantabile – in a singing style

Con moto – with motion

Espressivo – expressive, with feeling and emotion

Lento – a slow tempo

Maestoso – majestic, dignified

Presto – a very fast tempo, faster than allegro

Root position triad – triad built in thirds

Subito – suddenly

Tranquillo – tranquil, in a quiet style

Perfect intervals – unison, 4th, 5th, and octave

Perfect fourth – interval of five half steps

Perfect fifth – interval of seven half steps

Phrase – a musical idea similar to a sentence

Fortepiano, *fp* – loud followed immediately by soft

Aural Skills Guidelines

Music examples will be played in which students may be asked to recognize or complete the following:







- Recognize harmonic and melodic intervals: minor 2nd, minor 3rd, Perfect 4th, and Perfect 5th
- Identify tempos from current and previous levels
- Identify root position Major and minor triads (chords)
- Recognize Major, natural minor, harmonic minor, or melodic minor scales in contrary and parallel motion
- Select or complete a rhythmic pattern or melody using time signatures from the current and previous levels
- Add missing notes to a Major or harmonic minor melody using accidentals as needed

OMTA Theory Piano Level 8 Written and Aural Guidelines



Students should be able to identify, label, draw or define any of the following and their associated symbols. **Students should study information from the previous levels and the current level.**

Written Guidelines

- Dotted eighth note , dotted sixteenth note , dotted eighth rest , dotted sixteenth rest , and dotted half rest 
- Key signatures, root position triads, and scales for:
 - E Major and c-sharp minor
 - A-flat Major and f minor
- Intervals of a Major 7th and minor 7th
- Use notes and rests to complete examples of notation in: 

Terms and Definitions

Inversion – a rearrangement of chord tones so that the lowest note is not the root

1st inversion triad – a triad with the 3rd as the lowest note

2nd inversion triad – a triad with the 5th as the lowest note

Agitato – agitated or restless

Leggiero (or leggero) – light

Meno – less

Meno mosso – less motion, slower

Non troppo – not too much

Più – more

Più mosso – more motion, faster

Semplice – to play simply

Sempre – always


Tre corde, *t.c.* – three strings, release soft pedal


Una corda, *u.c.* – one string, depress the soft pedal

Damper pedal – a pedal on a piano, that when depressed with the foot, raises the dampers and permits the strings to vibrate and sustain the tone

Sostenuto pedal – an optional middle pedal that may vary from piano to piano but generally sustains notes while other notes are being played

Dominant seventh, V7 – a Major triad built on the fifth scale degree with an added minor 7th above the root

Double flat  – lowers a note two half steps (or one whole step)

Double sharp  – raises a note two half steps (or one whole step)

Aural Skills Guidelines

Music examples will be played in which students may be asked to recognize or complete the following:




- Recognize harmonic and melodic intervals: minor 2nd, minor 3rd, Perfect 4th, and Perfect 5th
- Identify tempos from current and previous levels
- Identify root position Major and minor triads (chords)
- Recognize Major, natural minor, harmonic minor, or melodic minor scales in contrary and parallel motion
- Select or complete a rhythmic pattern or melody using time signatures from the current and previous levels
- Add missing notes to a Major or harmonic minor melody using accidentals as needed

OMTA Theory Piano Level 9 Written and Aural Guidelines



Students should be able to identify, label, draw or define any of the following and their associated symbols. **Students should study information from the previous levels and the current level.**

Written Guidelines

- Thirty-second note  and thirty-second rest 
- Key signatures, all positions of triads/chords, and scales for:
 - B Major and g-sharp minor
 - D-flat Major and b-flat minor
- Use notes and rests to complete examples of notation in: 

Terms and Definitions

Affettuoso – tender, warm

Augmented intervals – Perfect or Major intervals increased by a half step

Chromatic scale – scale composed entirely of half steps

Grazioso – gracefully

Imitation – the immediate restatement of a melodic idea in another voice

Martellato – hammered

Opus, Op. – work, composition

Ostinato – a clearly defined melodic/rhythm pattern that is repeated persistently throughout a composition

Pesante – heavy, weighty

Repetition – occurs when a melodic or rhythmic pattern is repeated

Rubato – expressive variation of tempo

Sequence – the repetition of melodic or harmonic material at a higher or lower pitch

Simile – in a similar manner

Sostenuto, *sost.* – sustained

Tenuto, *ten.* – held for the full duration of the note value, emphasized

Tritone – diminished 5th or Augmented 4th; it divides the octave in half

Vivace – lively, quick, faster than Allegro, slower than Presto

Aural Skills Guidelines

Music examples will be played in which students may be asked to recognize or complete the following:


- Recognize harmonic and melodic intervals: Major 6th, Major 7th, and Perfect Octave
- Identify tempos from current and previous levels
- Identify scales from the current and previous levels
- Select or complete a rhythmic pattern or melody using time signatures from the current and previous levels
- Determine whether a music example is in a Major or minor key

OMTA Theory Piano Level 10 Written and Aural Guidelines



Students should be able to identify, label, draw or define any of the following and their associated symbols. **Students should study information from the previous levels and the current level.**

Written Guidelines

- Quarter-note triplet 
- Key signatures, all positions of triads/chords (including Tonic, Subdominant, and Dominant 7th), and scales for:
 - F-sharp Major and d-sharp minor
 - G-flat Major and e-flat minor
- Authentic cadence (V-I) and plagal cadence (IV-I)
- All augmented intervals
- Use notes and rests to complete examples of notation in: $\frac{12}{8}$

Terms and Definitions

Ad libitum, *ad lib* – at will

Allegro non troppo – to play fast but not too fast

Cadence – a chord progression of at least two chords that ends a phrase or section of a piece of music

Augmented triad – a Major triad with the fifth raised one half step (a triad with four half steps between the notes in the lower third and four half steps between the notes in the upper third)

Authentic cadence – cadence consisting of a V-I chord progression

Con brio – with vigor and spirit

Glissando – to slide from one note to another

Grave – slow, solemn, slower than *lento* and faster than *largo*

Molto – very, much

Morendo – dying away, gradually softer

Plagal cadence – cadence consisting of IV-I chord progression

Portato – playing in a manner between *legato* and *staccato*

Senza – without

Sforzando, *sf* or *sfz* – strong accent

Supertonic – scale degree two

Mediant – scale degree three

Ornament – decorative embellishment to music

Submediant – scale degree six

Leading tone – scale degree seven

Supertonic triad, ii – minor triad built on scale degree two

Mediant triad, iii – minor triad built on scale degree three

Submediant triad, vi – minor triad built on scale degree six

Leading tone triad, vii^o – diminished triad built on scale degree seven

Aural Skills Guidelines

Music examples will be played in which students may be asked to recognize or complete the following:


- Recognize harmonic and melodic intervals: Major 6th, Major 7th, and Perfect Octave
- Identify tempos from current and previous levels
- Identify scales from the current and previous levels
- Select or complete a rhythmic pattern or melody using time signatures from the current and previous levels
- Determine whether a music example is in a Major or minor key

OMTA Theory Piano Level 11 Written and Aural Guidelines



Students should be able to identify, label, draw or define any of the following and their associated symbols. **Students should study information from the previous levels and the current level.**

Written Guidelines

- Double-dotted quarter note and double-dotted quarter rest
- Key signatures, triads/chords and inversions (including Tonic, Subdominant, and Dominant 7th), and scales for:
 - C-sharp Major and a-sharp minor
 - C-flat Major and a-flat minor
- Augmented and diminished triads (chords) above any given note
- All diminished intervals
- Use notes and rests to complete examples of notation in: 

Terms and Definitions

A cappella – unaccompanied

Alberti bass – an accompaniment pattern using a broken three-note chord played bottom-top-middle-top

Arpeggio – playing the notes of a chord consecutively in a harp-like manner

Alla breve – time signature indicating two beats to the measure with a half note receiving one beat

Assai – very

Calando – becoming softer and slower

Chord quality – is determined by the intervals between the notes in a chord; the four types are Major, minor, Augmented, and diminished

Con fuoco – with fire

Deceptive cadence – when the dominant chord (V) resolves to a chord other than the tonic (I), usually V-vi or V-VI

Half cadence – any cadence which ends on V

Diminished intervals – Perfect or minor intervals decreased by a half step

Diminished triad – a minor triad with the fifth lowered one half step (a triad with three half steps between the notes in the lower and upper third)

L'istesso tempo – the same tempo

Largo – very slow

Scherzando – playful

Diminished supertonic triad, ii^o – a diminished triad built on scale degree two

Augmented mediant triad, III⁺ – an Augmented triad built on scale degree three

Major submediant triad, VI – a Major triad built on scale degree six

Trill,  or  – alternation of two notes a second apart

Aural Skills Guidelines

Music examples will be played in which students may be asked to recognize or complete the following:

- Recognize harmonic and melodic intervals: minor 6th and minor 7th
- Recognize the sound of a cadence as authentic (V-I), plagal (IV-I), or deceptive (V-vi or V-VI)
- Recognize the sound of incorrect notes in a melody
- Identify tempos from current and previous levels
- Identify scales from the current and previous levels
- Select or complete a rhythmic pattern or melodic line using time signatures from the current and previous levels

OMTA Theory Piano Level 12 Written and Aural Guidelines



Students should be able to identify, label, draw or define any of the following and their associated symbols. **Students should study information from the previous levels and the current level.**

Written Guidelines

- Double-dotted half note, double-dotted eighth note, double-dotted half rest, and double-dotted eighth rest
- Half cadence (ii-V or I-V)
- Using notes and rests to complete examples of notation in: $\frac{3}{2}$

Terms and Definitions

Ben – well, very

Bravura – musical passage requiring considerable technical skill

Cadenza – brilliant, showy passage for solo instrument or voice

Quasi – as if

Tremolo, *trem.* – rapid repetition of a pitch or between two pitches

Picardy third – a cadence at the end of a minor key piece where it resolves to a Major tonic chord

Aural Skills Guidelines

Music examples will be played in which students may be asked to recognize or complete the following:

- Recognize harmonic and melodic intervals: minor 6th and minor 7th
- Recognize the sound of a cadence as authentic (V-I), plagal (IV-I), or deceptive (V-vi or V-VI)
- Recognize the sound of incorrect notes in a melody
- Identify tempos from current and previous levels
- Identify scales from the current and previous levels
- Select or complete a rhythmic pattern or melodic line using time signatures from the current and previous levels

OMTA Theory Piano Level 13 Written Guidelines

Level 13 only includes a written theory test



Students should be able to identify, label, draw or define any of the following and their associated symbols. **Students should study information from the previous levels and the current level.**

Terms and Definitions

Sonata-Allegro form - a form with three main sections (Exposition, Development, and Recapitulation)

Binary - (A-B or A-A-B-B) two-part musical form in which the first part modulates to the dominant or relative minor and the second returns to the tonic

Ternary - (A-B-A) a musical structure where the first and last sections are identical

Rondo - (A-B-A-C-A) - music that has a recurring theme (A) that appears between contrasting sections (B, C, etc.)

Rounded binary - (A-B-a) AB form with a return of all or part of A at the end of B

Transposition - the same pattern of intervals beginning on a different note

Whole-tone scale - six-tone scale moving by whole steps. It may begin on any note and it has no tonic

Major pentatonic scale - a scale with five pitches (degrees 1, 2, 3, 5, and 6 of a Major scale)

Parallel keys - Major and minor keys that have the same tonic

12-bar blues - refers to the number of measures, or musical bars, used to express the theme of a typical blues song:

measures 1-4: I-I-I-I

measures 5-8: IV-IV-I-I

measures 9-12: V-IV-I-I

Modes - seven scales with different arrangements of whole- and half-step patterns

Modes		
Major	Ionian	Same as the Major scale
	Lydian	Major with a raised 4 th scale degree
	Mixolydian	Major with a lowered 7 th scale degree
Minor	Aeolian	Same as the natural minor scale
	Dorian	Minor with a raised 6 th scale degree
	Phrygian	Minor with a lowered 2 nd scale degree
	Locrian	Minor with a lowered 2 nd and 5 th scale degree

Asymmetrical (irregular) meter - meter in which beats are not grouped into units divisible by two or three. The top number in the time signature will always be an odd number, usually 5, 7, or 11.

Simple meter - music in which the beat can be divided by two. The top number in the time signature will be 2, 3, or 4.

Compound meter - music in which the beat can be divided by three. The top number in the time signature will be 6, 9, or 12.

Duple meter - meter with two beats in each measure

Triple meter - meter with three beats in each measure

Quadruple meter - meter with four beats in each measure

Atonality – the absence of functional harmony as a primary structural element

Bitonality – music having two tonal centers or keys at the same time

Contrapuntal – two or more independent lines played at the same time

Main gauche, *m.g.* – French, left hand

Main droite, *m.d.* – French, right hand


Mano sinistra, *m.s.* – Italian, left hand


Mano destra, *m.d.* – Italian, right hand


Homophonic – having one melodic line at a time, the other voices or parts serving as accompaniment


Monophonic – consisting of a single musical line without accompanying harmony or chords


Polyphonic – “many voices” two or more parts each having a melody of its own; contrapuntal


 **Turn** – play the note above the written note, the written note, the note below the written note, and the written note again




 **Lower mordent** – begins on the written note, steps down (half or whole step), and then returns to the written note; should be played quickly and begins on the beat




 **Upper mordent** – begins on the written note, steps up (half or whole step), and then returns to the written note; should be played quickly and begins on the beat



 **Grace note** – a music ornament usually played just before the main beat and printed smaller to indicate that it is melodically and harmonically nonessential

Appoggiatura – is an added note that is important melodically and suspends the principal note by a portion of its time-value, often about half. The added note is one degree higher or lower than the written note. An appoggiatura is often prefixed to a written note and printed in small character without the oblique stroke.



Time Periods of Music History			
Baroque	Classical	Romantic	Contemporary
1600-1750	1750-1825	1825-1900	1900-present